

# Biotinylated Human Activin RIIB/ACVR2B Protein

Cat. No. ARB-HM42BB

Description	
Source	Recombinant Biotinylated Human Activin RIIB/ACVR2B Protein is expressed from HEK293 with His tag and Avi tag at the C-terminus. It contains Ser19-Thr137.
Accession	Q13705-1
Molecular Weight	The protein has a predicted MW of 16.56 kDa. Due to glycosylation, the protein migrates to 33-43 kDa based on Tris-Bis PAGE result.
Endotoxin	Less than 1EU per µg by the LAL method.
Purity	> 95% as determined by Tris-Bis PAGE > 95% as determined by HPLC

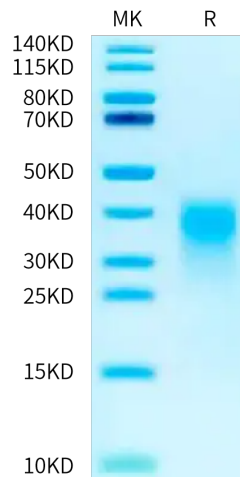
Formulation and Storage	
Formulation	Lyophilized from 0.22 µm filtered solution in PBS (pH 7.4). Normally 8% trehalose is added as protectant before lyophilization.
Reconstitution	Centrifuge the tube before opening. Reconstituting to a concentration more than 100 µg/ml is recommended. Dissolve the lyophilized protein in distilled water.
Storage	-20 to -80°C for 12 months as supplied from date of receipt. -80°C for 3-6 months after reconstitution. 2-8°C for 2-7 days after reconstitution. Recommend to aliquot the protein into smaller quantities for optimal storage. Please minimize freeze-thaw cycles.

**Background**

ActRIIB (activin receptor type-2B) is an activin receptor subtype constitutively expressed in the whole body, playing a role in cellular proliferation, differentiation, and metabolism. For its various physiological activities, ActRIIB interacts with activin and multiple other ligands including myostatin (MSTN), growth differentiation factor 11 (GDF11), and bone morphogenetic protein 9 (BMP9).

## Assay Data

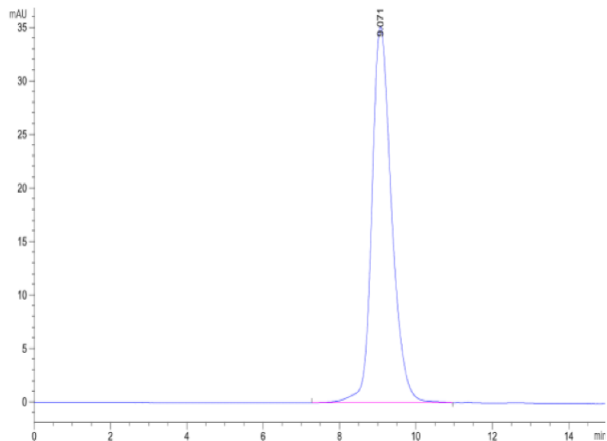
### Tris-Bis PAGE



Biotinylated Human Activin RIIB on Tris-Bis PAGE under reduced condition. The purity is greater than 95%.

### SEC-HPLC

Assay Data



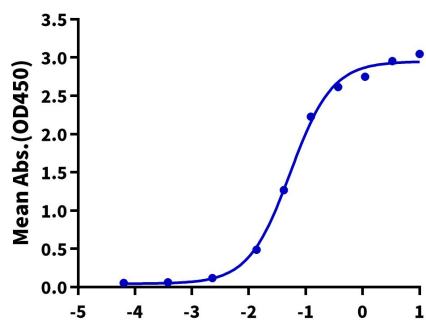
The purity of Biotinylated Human Activin RIIB is greater than 95% as determined by SEC-HPLC.

Assay Data

ELISA Data

**Biotinylated Human Activin RIIB, His Tag ELISA**

0.5µg Human Activin A, No Tag Per Well



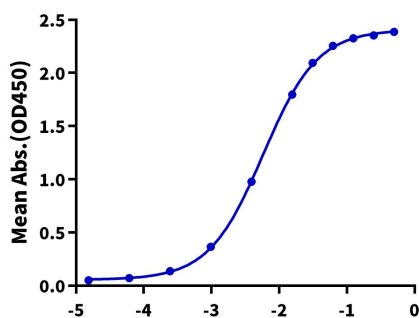
Log Biotinylated Human Activin RIIB, His Tag Conc.(µg/ml)

Immobilized Human Activin A, No Tag at 5µg/ml (100µl/well) on the plate. Dose response curve for Biotinylated Human Activin RIIB, His Tag with the EC50 of 53.8ng/ml determined by ELISA (QC Test).

ELISA Data

**Biotinylated Human Activin RIIB, His Tag ELISA**

0.05µg Biotinylated Human Activin RIIB, His Tag Per Well



Log Anti-Activin RIIB Antibody, hFc Tag Conc.(µg/ml)

Immobilized Biotinylated Human Activin RIIB, His Tag at 0.5µg/ml (100µl/well) on the streptavidin precoated plate (5µg/ml). Dose response curve for Anti-Activin RIIB Antibody, hFc Tag with the EC50 of 5.8ng/ml determined by ELISA.